

# Heat Pump V6-i Side Discharge Series VRF



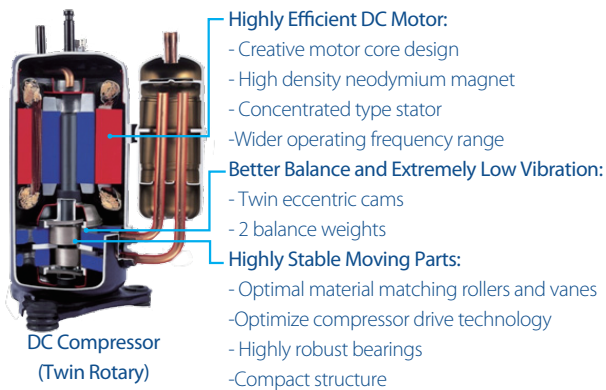
20.0/22.4/26.0/28.0/33.5kW

## Features

- ❖ High efficiency DC inverter compressor and DC fan motors
- ❖ Wide operating range: cooling from -5°C to 55°C; heating from -20°C to 24°C
- ❖ Refrigerant cooling PCB, guaranteeing reliable operation at high temperature
- ❖ Smaller foot print by side air-discharge
- ❖ Connect up to 20 indoor units
- ❖ Flexible piping design
- ❖ Precise oil control technology
- ❖ Auto addressing

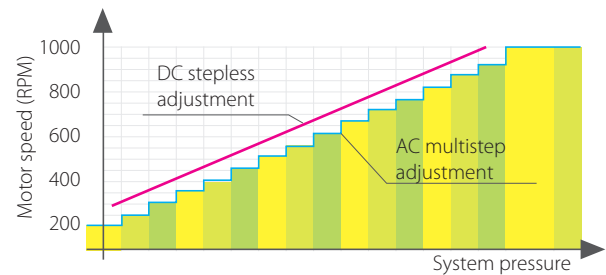
### DC Inverter Compressor

DC inverter compressors make the output of the outdoor unit to be modulated by the cooling or heating demands of the zone that it controls. This advanced system ensures precise temperature regulation and highly efficient energy usage, making a significant contribution to the environment.



### DC Fan Motor

According to the running load and pressure, the outdoor unit controls the speed of DC fan to achieve the minimum power consumption.



### Flexible Indoor Units Connection

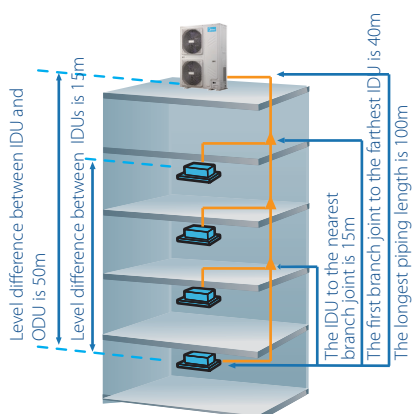
A single outdoor unit supports up to 20 indoor units, freeing up considerable space outside. Use your backyard more wisely with much more space available created by less number of outdoor units.

- Max. 11 indoor units for a 20.0kW outdoor unit installation
- Max. 13 indoor units for a 22.4kW outdoor unit installation
- Max. 15 indoor units for a 26kW outdoor unit installation
- Max. 16 indoor units for a 28kW outdoor unit installation
- Max. 20 indoor units for a 33.5kW outdoor unit installation



# Heat Pump V6-i Side Discharge Series VRF

## Flexible Piping Design



It provides a total piping length possibility of 150m, a maximum height difference between outdoor and indoor units of 50m. The height difference between indoor units can be up to 15m.

- Total piping length: 150m
- Longest length - actual (equivalent): 100m (120m)
- Longest length after first branch: 40m
- Longest length after nearest branch: 15m
- Largest height difference between indoor and outdoor units - ODU up (down): 50m (40m)
- Largest height difference between indoor units: 15m

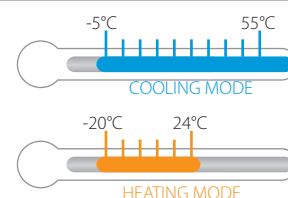
## Refrigerant Cooling PCB

It uses refrigerant cooling technology to cool the electric control box which can decrease the average temperature of electrical control components by about 8 degrees, guaranteeing the stable and safe running of the control system even at **55°C**.



## Wide Operation Range

It can operate cooling mode from -5°C to as high as 55°C and heating mode from -20°C to 24°C.



## Auto Addressing

Outdoor unit can distribute addresses for indoor unit automatically. Wireless and wired controllers can query and modify each indoor unit's address.



## Specifications

HP	7	8	9	10	12
Model name	MVi-200WV2RN1(A)	MVi-224WV2RN1(A)	MVi-260WV2RN1(A)	MVi-280WV2RN1(A)	MVi-335WV2RN1(A)
Power supply	380-415V-3N-50Hz				
Cooling capacity (kW)	20.0	22.4	26.0	28.0	33.5
Heating capacity (kW)	22.5	25.0	28.5	31.5	37.5
Airflow (m <sup>3</sup> /h)	9000	9000	10000	11000	11300
Sound pressure level (dB(A))	58	58	59	60	61
Total capacity of connectable indoor units	50-130				
Max. quantity of connectable indoor units	11	13	15	16	20
Dimensions (WxHxD) (mm)	1120x1558x528				
Gas pipe (mm)	Φ9.53	Φ9.53	Φ9.53	Φ9.53	Φ12.7
Liquid pipe (mm)	Φ19.1	Φ19.1	Φ22.2	Φ22.2	Φ25.4
Operating temperature range - cooling (°C)	-5~55				
Operating temperature range - heating (°C)	-20~24				

Notes:

Cooling capacity is based on the following conditions: Indoor temperature 27°C DB/19°C WB; Outdoor temperature 35°C DB/24°C WB;

Heating capacity is based on the following conditions: Indoor temperature 20°C DB/15°C WB; Outdoor temperature 7°C DB/6°C WB;

Piping length: Interconnecting piping length is 7.5m and level difference is zero.

Sound values are measured in a semi-anechoic room, at a position 1m in front of the unit and 1m above the floor.

Product specifications change from time to time as product improvements and developments are released and may vary from those in this document.

Distributed By: